



IECEX Operational Document

**IEC System for Certification to Standards relating to
Equipment for use in Explosive Atmospheres**

OD 011-1

**Guidance on Use of the IECEx Internet based “On-Line”
Certificate of Conformity System**

Part 1: General Information

CONTENTS

INTRODUCTION.....	3
1 SECTION 1 GENERAL INFORMATION	4
1.1 General.....	4
1.2 Access	5
1.3 IECEX Equipment Certificate of Conformity (CoC) – Basic Information	7
1.3.1 Number	7
1.3.2 Status and Role of the IECEX Equipment Certificate of Conformity (CoC)	7
1.4 IECEX Service Facility Certificate of Conformity (CoC) – Basic Information	9
1.4.1 Number	9
1.4.2 Status and Role of the IECEX Service Facility Certificate of Conformity (CoC).....	9
1.5 IECEX Conformity Mark License – Basic Information	10
1.5.1 Number	10
1.5.2 Status and Role of the IECEX Conformity Mark License	10
1.6 IECEX Certificate of Personnel Competence (CoPC) – Basic Information	11
1.6.1 Number	11
1.6.2 Status and Role of the IECEX Certificate of Personnel Competence (CoPC)	12
2 OPERATIONAL INFORMATION	14
2.1 Types of Access	14
2.2 Assigned Passwords to ExCBs	14
2.3 Creating a New IECEX CoC, Conformity Mark License or IECEX CoPC	14
3 IECEX GUEST USER TOOLS	16
3.1 The Public Search Tool - Introduction.....	16
3.2 Searching and locating documents in the IECEX “On-Line” Certificate System.....	17
3.3 Printing of Search Results	19
3.4 Exporting IECEX “On-Line” Certificate System Content.....	19

INTERNATIONAL ELECTROTECHNICAL COMMISSION

IECEX Operational Document 011-1

Guidance on Use of the IECEX Internet based “On-Line” Certificate of Conformity System Part 1: General Information

INTRODUCTION

This Operational Document provides guidance for all users of the IECEX Internet based “On-Line” Certificate of Conformity System, including IECEX Members, Manufacturers, End Users, Consulting Engineers, Regulators, Insurance Companies and the general public.

OD 011 consists of five parts as follows:

- OD 011, Guidance on Use of the IECEX Internet based “On-Line” Certificate of Conformity System
- OD 011-1 Part 1: General Information (This part)
- OD 011-2 Part 2: Creating IECEX Equipment Certificates of Conformity CoCs
- OD 011-3 Part 3: Creating IECEX Service Facility Certificates of Conformity CoCs
- OD 011-4 Part 4: Creating IECEX Conformity Mark Licenses
- OD 011-5 Part 5: Creating Certificates of Personnel Competence CoPCs

This Document covers General Information on the IECEX On-Line Certificates of Conformity System, including an explanation of the Number, Role and Status of IECEX CoCs, IECEX Conformity Mark Licenses and IECEX CoPCs and how to Access the “On-Line” System.

The following items are included in this Edition 5.0 of this Operational Document

- The introduction of a new Search Tool for the general public
- Explanation of methods of access to the “On-Line” System
- Guidance on and examples of use of the new Search Tool

Inquiries relating to this IECEX “On-Line” CoC System or any other aspect of the IECEX System may be directed to the IECEX Secretariat using the contact details below.

Document History

Date	Summary
2003-08	Original Issue (Edition 1)
2007-04	Edition 2 Issued to cover the introduction of the Service Facility program
2008-08	Edition 3 Issued to cover the introduction of the Conformity Mark License
2009-05	Edition 3.1 This edition of IECEX OD 011-1 has been issued to take into account a number of editorial formatting changes. Information with regards to printer margins added to Clause 1.1
2010-08	Edition 4 issued to cover the introduction of Certificates of Personnel Competence. Also printing guidance included in clause 2.4
2015-01	Edition 4.1 issued to take into account a number of updates to this document and others in the OD 011 series. Changes are shown with a “Red” margin.
2016-6	Edition 5.0 issued to provide information about the methods of access and about the use of the new Public Search Tool feature
2016-08	Edition 5.1 issued to update screenshot images

Address:

IECEX Secretariat
Level 33, Australia Square
264 George Street
Sydney NSW 2000
Australia

Tel: +61 2 4628 4690
Fax: +61 2 4627 5285
Email: info@iecex.com

Guidance on Use of the IECEx Internet based “On-Line” Certificate of Conformity System Part 1: General Information

1 SECTION 1 GENERAL INFORMATION

1.1 General

The IECEx On-Line Certificate of Conformity System provides for:

- the searching, viewing of Master Copies of IECEx Certificates of Conformity and the printing of uncontrolled copies of these by public users (“IECEX Guest Users”), and
- the preparation, issue and maintenance by IECEx Certification Bodies (ExCBs) that have been successfully assessed and approved to operate within the IECEx System, by the IECEx Management Committee (ExMC).

IECEX Certificates of Conformity (IECEX CoC) include IECEx Equipment Certificates of Conformity, IECEx Service Facility Certificates of Conformity, IECEx Conformity Mark Licenses and IECEx Certificates of Personnel Competence (IECEX CoPC) and these are supported by other IECEx documents as outlined in Section 1 of this Operational Document.

The nature of the IECEx CoC “On-Line” System is that once an ExCB issues an IECEx CoC, IECEx Conformity Mark License or IECEx CoPC, the website version acts as the “Master Controlled” document which is controlled via strict password protocols. Each ExCB is assigned a unique USERNAME and PASSWORD in order to access the IECEx CoC System with access via the URL below or via a link established from the IECEx Website. Refer to Sections 2.1 and 2.2 of this Operational Document for more details regarding password protocols and access.

While industry and the public may view and print a copy of the CoC, License or CoPC from the website, they CANNOT alter the version that sits on the Website. Signatures **do not** appear, for privacy reasons, on any CoC, License or CoPC printed from the website. However a signed printed copy may be obtained from the ExCB that issued the Certificate.

The IECEx CoC “On-Line” System website is located on the IEC Server which is backed up by the IEC Central Office, in accordance with their internal procedures, in the same manner as those for the backing up of all IEC Central Office information, including IEC Standards.

Note: The IECEx Certificate of Conformity System commenced in August 2003. All IECEx Certificates issued immediately following this are accessible via the “On-Line” Certificate System, similar to what we have today. Prior to 2003, the IECEx operated as a system for mutual recognition of Test Reports. With the commencement of the “On-Line” System in 2003, provision was made for IECEx Certification Bodies to “Register” these IECEx Test Reports on the System.

Guidance on the use of the IECEx On-Line Certificate of Conformity System (IECEX CoC “On-Line” System) by **IECEX Guest Users** is provided in Section 3 of this Operational Document.

Guidance on the use of IECEx On-Line Certificate of Conformity System by **ExCBs** is provided in Section 2.3 of this Operational Document and in the following as appropriate:

OD 011-2	Part 2: Creating IECEx Equipment Certificates of Conformity CoCs
OD 011-3	Part 3: Creating IECEx Service Facility Certificates of Conformity CoCs
OD 011-4	Part 4: Creating IECEx Conformity Mark Licenses
OD 011-5	Part 5: Creating Certificates of Personnel Competence (CoPCs)

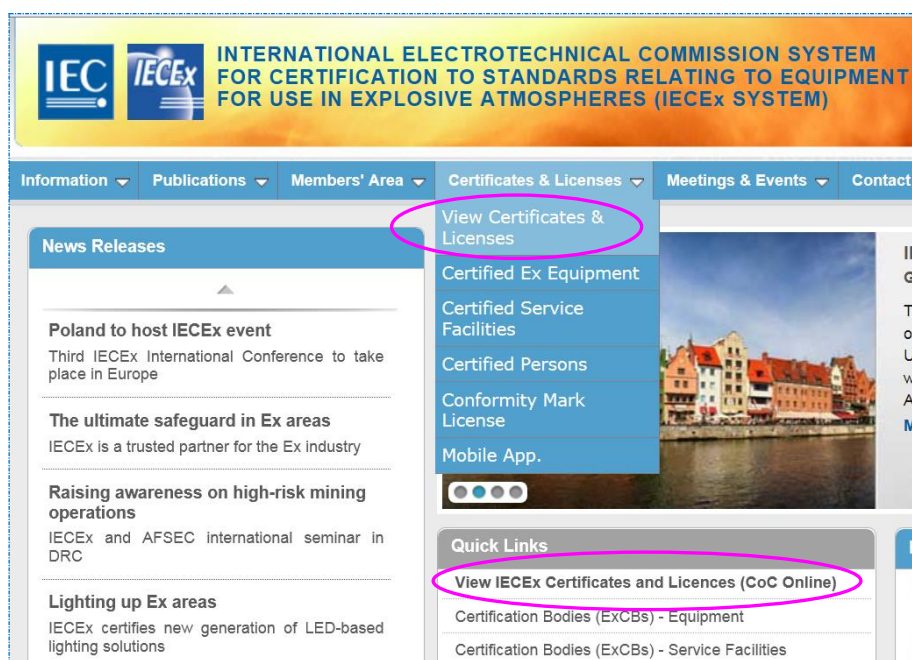
1.2 Access

The **IECEX Guest User** section of the IECEX CoC “On-Line” System is accessible by:

Method 1 Directly to the URL = http://iecex.iec.ch/iecex/exs.nsf/ex_eq.xsp?v=e (you may wish to save this as a “Favourite”) that opens at the Public Search Tool menu as shown in the following screenshot image (Guidance on the use of this menu is provided in **Section 3** of this Operational Document):

The screenshot shows the IECEX CoC On-Line System Public Search Tool menu. The header includes the IEC and IECEX logos, the text "INTERNATIONAL ELECTROTECHNICAL COMMISSION SYSTEM FOR CERTIFICATION TO STANDARDS RELATING TO EQUIPMENT FOR USE IN EXPLOSIVE ATMOSPHERES", and a "Log in" button. Below the header is a navigation bar with tabs: "CERTIFIED EQUIPMENT", "CONFORMITY MARK LICENSES", "CERTIFIED SERVICE FACILITIES", "CERTIFIED PERSONS", and "TOOLS". The "CERTIFIED EQUIPMENT" tab is selected. The main content area contains information about the IECEX System, a link to the INSTRUCTIONS FOR USE, and a search form. The search form has fields for "Enter your criteria", "IECEX documents:", "Issued year:", "Status:", "ExCBs:", "Certificate/ExTR/QAR number:", "Standard:", "Applicant/ Manufacturer:", "Name:", "For Ex Certificates only:", "Equipment:", and "Type of protection:". There are "Reset" and "Search" buttons at the bottom of the form.

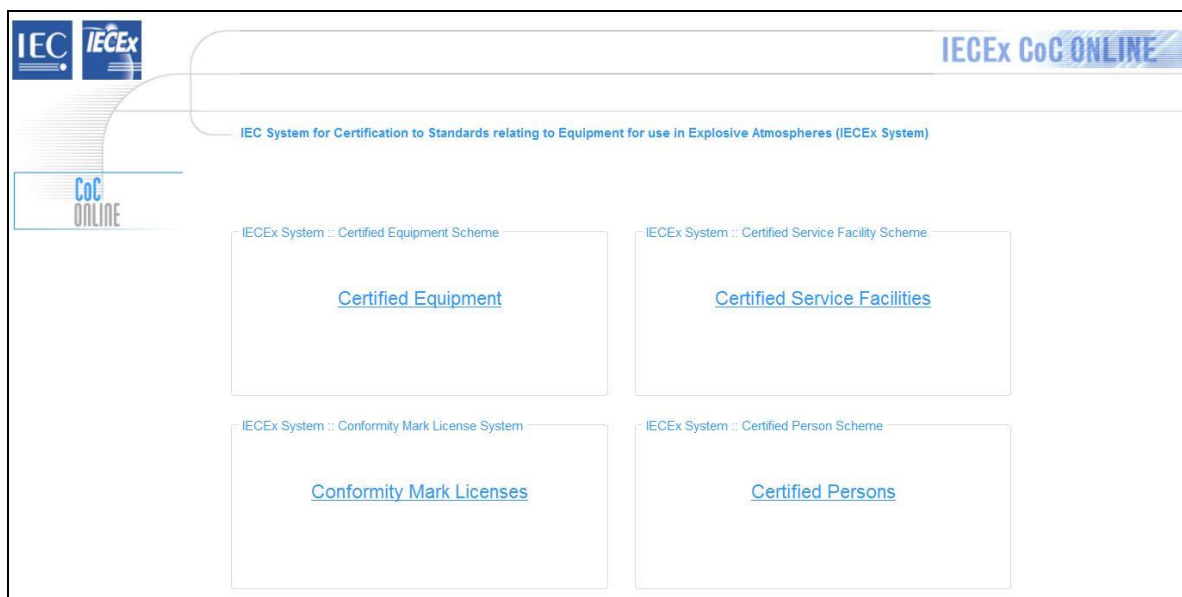
Method 2 Via either of the links highlighted in the following screenshot image:



NOTE that use of these links defaults to the Public Search Tool menu page shown above

The **secured ExCB** section of the IECEX CoC “On-Line” System is accessible by:

Method 1 Directly to the URL = <http://iecex.iec.ch/iecex/iecexweb.nsf/SWITCH?OpenForm> (you may wish to save this as a “Favourite”) where the ExCB will be requested to provide their assigned login details after which they will proceed to the screen (shown in the following screenshot image) from where the ExB has access to various menu options and tools that assist the preparation and management of Certificates for each IECEX Scheme (more details are provided in the relevant OD 011 series document for each Scheme):



Method 2 From the Public Search Tool page using the *Log in* button shown in the screenshot image below after which the ExCB assigned login details will be required to proceed to the ExCB screen shown in the screenshot image above.

1.3 IECEx Equipment Certificate of Conformity (CoC) – Basic Information

The following is basic information only – for the purposes of ExCBs creating on-line CoCs more detailed information is provided in **OD 011-2**.

1.3.1 Number

The IECEx Equipment CoC Number assigned to each CoC comprises the following:

IECEX YYY ZZ.0000

Where:

IECEX = Identifies that the CoC has been issued in accordance with the IECEx Rules and Procedures

YYY = the issuing ExCB's identifier code

ZZ = the last two digits of the year of issue

0000 = the consecutive number of CoC issued in that year by the ExCB. This number is reset for each year

Notes: 1. The above CoC numbering complies with the Marking requirements of IEC 60079-0
 2. The symbol "U", when used in conjunction with the CoC number, indicates that the apparatus is not intended to be used alone and requires additional consideration when incorporated into the final equipment. [Refer to IEC 60079-0 Definitions (3.14) regarding further details on "Ex components"]
 3. The symbol "X", when used in conjunction with the CoC number, indicates that additional consideration may need to be given to the use or installation of the electrical apparatus.

1.3.2 Status and Role of the IECEx Equipment Certificate of Conformity (CoC)

From inception of the IECEx System, it has always been planned that the System would adopt the principles of an ISO Type 5 Product Certification Scheme, in compliance with ISO/IEC 17065. Therefore, it is important that the meaning and role of an IECEx CoC is clearly understood.

An Equipment Certificate of Conformity, as provided for under the IECEx System, requires the successful assessment of both sample testing and factory inspection/audit prior to the CoC being issued. In this sense the CoC is providing assurance that the manufacturer has the capability to produce a product, complying with standards listed on the certificate, consistently.

Therefore an IECEx Equipment CoC confirms that both:

- 1) Sample(s) tested were found to meet the Standards, as listed on the CoC; and
- 2) The manufacture's quality system meets IECEx requirements.

While the focus of the IECEx System is on the issuing of an IECEx Equipment CoC, the System provides flexibility to cater for markets where National Standards are not yet identical to IEC and where a local or national certificate is still required.

Therefore IECEx Certification Bodies (as listed on the IECEx Website) are able to issue manufactures with any of the following:

An **IECEX Test Report (ExTR)** which provides confirmation that a sample was tested and found to comply with the Standards shown in the Report.

An **IECEX Quality Assessment Report (QAR)** which provides assurance that a manufacturer's quality system has been audited and found to meet IECEx requirements, which are based on ISO 9001:2000.

An **IECEX Equipment Certificate of Conformity (CoC)** which provides assurance that both an ExTR and QAR have been successfully completed, covering the product listed on the CoC and that the ExCB, issuing the CoC, has placed the manufacturer under a surveillance program in accordance with IECEx requirements, to ensure that the manufacturer maintains compliance with IECEx quality system requirements and IECEx Rules.

Manufacturers issued with an IECEx Equipment CoC are able to include the IECEx Certification number on their products. Whilst a manufacturer with an IECEx Equipment CoC is permitted to use the CoC in advertising, IECEx Rules do not allow manufacturers to use ExTRs or QARs for promotion or advertising purposes.

In this sense, the IECEx Management Committee has determined that a CoC CANNOT be issued just on the basis of an ExTR alone. Rather, an ExTR can be issued for the purpose of seeking certification or approval under national or regional systems.

Once an IECEx CoC is issued it is necessary that the ExCB maintains surveillance of the manufacturer in order to have objective evidence that the manufacturer maintains the capability of producing Ex products that comply with the Standards listed on the IECEx CoC. Therefore, the IECEx CoC System provides for the following status of an IECEx Equipment CoC:

- Draft
- Current
- Suspended
- Cancelled

where ...

Draft is the status during the preparation or drafting of an IECEx CoC by the ExCB. Only the ExCB that is creating the Draft and the On-Line System Administrator may view Draft CoCs. Neither other ExCBs nor the public can view Drafts prepared by another ExCB.

Current – Once approved for issue by the ExCB, a CoC is regarded as *Current* and remains so while the requirements of the IECEx System are being fulfilled by both Manufacturer and ExCB, including surveillance of the Manufacturer. A *Current* CoC can be viewed by anyone.

Suspended – Once a CoC is issued and the ExCB conducts surveillance of the manufacturer, there may be a need to “temporarily” Suspend an IECEx CoC. In such cases it will be necessary to contact the IECEx Secretariat to reset the Status of the IECEx CoC to “*Suspended*”. During the time the IECEx CoC is suspended the Manufacturer cannot apply the IECEx certification number to the products nor can they claim that such products are covered by the IECEx CoC. A *Suspended* CoC does not mean that Ex products produced prior to the suspension are no longer in compliance. *Suspended* CoCs can be viewed by anyone. Once the reasons for suspension are resolved the *Suspended* CoC can be restored to *Current*.

Note: When a CoC is suspended an explanatory paragraph is added to the “Equipment” field of the CoC.

Cancelled – Where there is a need to cancel an IECEx CoC such as-

- a) a Manufacturer no longer wishes to continue with production of the Ex product, listed on the IECEx CoC; or
- b) an ExCB has a need to cancel an IECEx CoC;
it will be necessary to contact the IECEx Secretariat to reset the Status of the IECEx CoC to “Cancelled”. As a *Cancelled* CoC CANNOT be restored to *Current*, the issues to be considered when cancelling an IECEx CoC include the following:
 - i) Date of cancellation.
 - ii) If any previously supplied products are impacted by the cancellation.
 - iii) *Cancelled* IECEx CoCs remain on the “On-Line” System and can be viewed by anyone.

Note: When a CoC is *Cancelled* an explanatory paragraph is added to the “Equipment” field of the CoC.

1.4 IECEx Service Facility Certificate of Conformity (CoC) – Basic Information

The following is basic information only – for the purposes of ExCBs generating CoCs, more detailed information is provided in **OD 011-3**.

1.4.1 Number

The IECEx Service Facility CoC Number assigned to each CoC comprises the following:

IECEX YYY S0000

Where:

IECEX = Identifies that the CoC has been issued in accordance with the IECEx Rules and Procedures

YYY = the issuing ExCB's identifier code

S0000 = the consecutive number of the CoC issued by the ExCB.

(Note: The above CoC numbering complies with the Marking requirements of IEC 60079-0)

1.4.2 Status and Role of the IECEx Service Facility Certificate of Conformity (CoC)

A Service Facility Certificate of Conformity, as provided for under the IECEx System, requires the successful Inspection/Service Facility audit prior to the CoC being issued. In this sense the CoC is providing assurance that the Service Facility Location has the capability to provide a Type of Service for the Type of Protection listed on the CoC, consistently.

Therefore IECEx Certification Bodies (as listed on the IECEx Website) are able to issue a Service Facility with the following:

An **IECEX Facility Assessment Report (FAR)** which provides assurance that a Service Facility Location quality system has been audited and found to meet IECEx requirements, which are based on ISO 9001:2000.

An **IECEX Service facility Certificate of Conformity (CoC)** which provides assurance that a FAR have been successfully completed, covering the type of service listed on the CoC and that the ExCB, issuing the CoC, has placed the locations covered by the CoC under a surveillance program in accordance with IECEx requirements, to ensure that the Service Facility maintains compliance with IECEx quality system requirements and IECEx Rules.

Once an IECEx Service Facility CoC is issued it is necessary that the ExCB maintains surveillance of the Service Facility Location in order to have objective evidence that the locations covered by the CoC maintain the capability of providing the Type of Service listed on the IECEx Service Facility CoC. Therefore, the IECEx CoC System provides for the following status of an IECEx Service Facility CoC:

- Draft
- Current
- Suspended
- Cancelled

where ...

Draft is the status during the preparation or drafting of an IECEx CoC by the ExCB. Only the ExCB that is creating the Draft and the System Administrator may view Draft CoCs. Neither other ExCBs nor the public can view Drafts prepared by another ExCB.

Current – Once approved for issue by the ExCB, a CoC is regarded as *Current* and remains so while the requirements of the IECEX System are being fulfilled by both Service Facility provider and ExCB, including surveillance of the Location(s) covered by the CoC. A *Current* CoC can be viewed by anyone.

Suspended – Once a CoC is issued and the ExCB conducts surveillance of the location(s) covered by the CoC, there may be a need to “temporarily” Suspend an IECEX CoC. In such cases it will be necessary to contact the IECEX Secretariat to reset the Status of the IECEX CoC to “*Suspended*”. During the time the IECEX CoC is *Suspended* the Applicant cannot claim that the particular Type of Service is covered by the IECEX CoC. A *Suspended* CoC does not mean that the Type of Service provided prior to the suspension is no longer in compliance. *Suspended* CoCs can be viewed by anyone. Once the reasons for suspension are resolved the *Suspended* CoC can be restored to *Current*.

Cancelled – Where there is a need to cancel an IECEX CoC such as an-

c) Applicant no longer wishes to continue with the Type of Service, listed on the IECEX CoC;
or

d) ExCB has a need to cancel an IECEX CoC;

it will be necessary to contact the IECEX Secretariat to reset the Status of the IECEX CoC to “Cancelled”. As a *Cancelled* CoC CANNOT be restored to *Current*, the issues to be considered when cancelling an IECEX CoC include the following:

- i) Date of cancellation.
- ii) If any previously supplied services are impacted by the cancellation.
- iii) Cancelled IECEX CoCs remain on the “On-Line” System and can be viewed by anyone.

1.5 IECEX Conformity Mark License – Basic Information

The following is basic information only – more detailed information is provided in [OD 011-4](#).

1.5.1 Number

The IECEX Conformity Mark License Number assigned to each License comprises the following:

ZZZ000

Where:

ZZZ = the issuing ExCB’s identifier code

000 = the consecutive number of the License issued by the ExCB.

1.5.2 Status and Role of the IECEX Conformity Mark License

A Conformity Mark License, as provided for under the IECEX System, requires the successful review by the Mark committee, ExMarkCo, of the procedures of an existing ExCB prior to being approved to issue Conformity Mark Licenses. Such accepted ExCBs (as listed on the IECEX Website) are able to issue, to an approved Manufacturer, a Conformity Mark License to use the IECEX Conformity Mark.

An IECEX Conformity Mark provides assurance that a Manufacturer holds an IECEX Conformity Mark License and a valid IECEX Certificate of Conformity (CoC) for each product covered by the IECEX CoCs, listed in the Conformity Mark License Schedule. An IECEX Conformity Mark License Schedule may only list CoCs which have been issued by the same ExCB that issued the IECEX Conformity Mark License.

Once an IECEX Conformity Mark License is issued it is necessary that the ExCB maintains surveillance of the Manufacturer in order to have objective evidence that the Conformity Mark is being used within the IECEX System Rules. Therefore, the IECEX System provides for the following status of an IECEX Conformity Mark License:

- Draft
- Current
- Suspended
- Cancelled

where ...

Draft is the status during the preparation or drafting of an IECEX Conformity Mark License by the ExCB. Only the ExCB that is creating the Draft and the System Administrator may view Draft Licenses. Neither other ExCBs nor the public can view Drafts prepared by another ExCB.

Current – Once approved for issue by the ExCB, a License is regarded as *Current* and remains so while the requirements of the IECEX System are being fulfilled by both the Manufacturer and ExCB, including surveillance of the Manufacturer covered by the License. A *Current* License can be viewed by anyone.

Suspended – Once a License is issued and the ExCB conducts surveillance of the Manufacturer covered by the License, there may be a need to “temporarily” Suspend a License. In such cases it will be necessary to contact the IECEX Secretariat to reset the Status of the License to “Suspended”. During the time the License is suspended the Applicant cannot claim that a particular product is covered by the Mark. A *Suspended* License does not mean that the Mark applied prior to the suspension is no longer in compliance. *Suspended* Licenses can be viewed by anyone. Once the reasons for suspension are resolved the *Suspended* License can be restored to *Current*.

Cancelled – Where there is a need to Cancel a License such as-

a) an Applicant no longer wishes to continue with the Mark on all the products, listed on the License; or

b) an ExCB has a need to Cancel a License;

it will be necessary to contact the IECEX Secretariat to reset the Status of the License to “Cancelled”. As a *Cancelled* License CANNOT be restored to *Current*, the issues to be considered when cancelling an IECEX License include the following:

- i) Date of cancellation.
- ii) If any previous applications of the Mark are impacted by the cancellation.
- iii) Cancelled Licenses remain on the “On-Line” System and can be viewed by anyone.

1.6 IECEX Certificate of Personnel Competence (CoPC) – Basic Information

The following is basic information only – more detailed information is provided in [OD 011-5](#).

1.6.1 Number

The IECEX Certificate of personnel competence CoPC Number assigned to each CoPC comprises the following:

IECEX CP AAAZZ.0000

Where:

AAA = the issuing ExCB's identifier code

ZZ.0000 = the consecutive number of the CoPC issued by the ExCB where ZZ is the last two digits of the year of issue.

1.6.2 Status and Role of the IECEx Certificate of Personnel Competence (CoPC)

A Certificate of Personnel Competence, as provided for under the IECEx System, requires the successful assessment of a person and the preparation of an IECEx Personnel Competence Assessment Report (PCAR) prior to the issue of a CoPC.

An IECEx Certificate of Personnel Competence certifies that a Competent Person identified on the CoPC has been independently assessed and verified as competent in the specific competence listed in the CoPC and complies in all respects with the IECEx requirements concerning CoPC procedures.

Accepted IECEx Certification Bodies, as listed on the IECEx Website, are able to issue Competent Persons with the following:

An **IECEX Personnel Competence Assessment Report (PCAR)** which provides assurance that a Competent person has been independently assessed and found to comply with the IECEx CoPC requirements.

An **IECEX Certificate of Personnel Competence (CoPC)** which provides assurance that a PCAR have been successfully completed, covering the specific competence listed on the CoPC and that the ExCB, issuing the CoPC, has placed the Certified person covered by the CoPC under a surveillance program in accordance with IECEx requirements, to ensure that the Competent Person maintains continuity of practice in the Ex field and compliance with the IECEx Rules.

Once an IECEx Certificate of Personnel Competence CoPC is issued it is necessary that the ExCB maintains surveillance of the Competent Person in order to have objective evidence that the Competent Person covered by the CoPC maintains the Competence listed on the CoPC. Therefore, the IECEx System provides for the following status of an IECEx Certificate of Personnel Competence CoPC:

- Draft
- Current
- Suspended
- Cancelled

where ...

Draft is the status during the preparation or drafting of an IECEx CoPC by the ExCB. Only the ExCB that is creating the Draft and the System Administrator may view *Draft* CoPCs. Neither other ExCBs nor the public can view Drafts prepared by another ExCB.

Current – Once approved for issue by the ExCB, a CoPC is regarded as *Current* and remains so while the requirements of the IECEx System are being fulfilled by both the Competent Person and ExCB. A *Current* CoPC can be viewed by anyone.

Suspended – Once a CoPC is issued and the ExCB conducts surveillance of the Competent Person covered by the CoPC, there may be a need to “temporarily” Suspend an IECEx CoPC in accordance with the IECEx Rules IECEx 05. In such cases it will be necessary to contact the IECEx Secretariat to reset the Status of the IECEx CoC to “*Suspended*”. During the time the IECEx CoC is *Suspended* the Applicant cannot claim the particular competence covered by the IECEx CoPC. A *Suspended* CoPC does not mean that the Competence listed prior to the suspension are no longer in compliance. *Suspended* CoPCs can be viewed by anyone. Once the reasons for suspension are resolved the *Suspended* CoPC can be restored to *Current*.

Cancelled – Where there is a need to cancel an IECEx CoPC such as an-

- a) Applicant no longer wishes to continue to be considered as complying with the competence listed on the IECEx CoPC; or
- b) ExCB has a need to cancel an IECEx CoPC in accordance with the IECEx Rules IECEx 05;

it will be necessary to contact the IECEx Secretariat to reset the Status of the IECEx CoPC to “*Cancelled*”. As a *Cancelled* CoPC CANNOT be restored to *Current*, the issues to be considered when cancelling an IECEx CoPC include the following:

- i) Date of cancellation.
- ii) If any previous competence is impacted by the cancellation.
- iii) Cancelled IECEx CoPCs remain on the “On-Line” System and can be viewed by anyone.

2 OPERATIONAL INFORMATION

2.1 Types of Access

There are three (3) types or levels of access to the IECEX CoC System:

- IECEX Guest User
- Individual Access by each ExCB
- Access by the System Administrator

IECEX Guest User – This is the term applied to anyone accessing the System other than an ExCB or the System Administrator. IECEX Guest Users include manufacturers, service facility providers, end users, regulators, insurers and the general public. IECEX Guest Users **do not** require a password to gain access to conduct the following:

- Search for, view and print Current, Suspended and Cancelled IECEX CoCs, Licenses or CoPCs.
- Conduct searches using the new “Public Search Tool” (refer to Section 3 of this Operational Document for guidance on use of this tool)
- Export Certificates or Licenses to an Excel file.

Individual Access by each ExCB – Using an ExCB’s own dedicated password, an ExCB has access to Create or Edit a file created, only by them, containing a Certificate or License.

Access by the System Administrator – There are two System Administrators with access to all areas of the On-Line System, the IECEX Secretariat and the IT Department of the IEC Central Office in Geneva. However, all enquiries pass through the IECEX Secretariat.

2.2 Assigned Passwords to ExCBs

Upon acceptance as an ExCB by the ExMC, an ExCB will be given a unique Username and Password by the IECEX Secretariat. This password will be given to the ExCB’s Official IECEX Representative who **MUST** ensure that the password is strictly controlled by the ExCB and only released to those ExCB Officers that have authority to issue or act as signatories for Certificates. Details concerning access to this Password, by ExCB staff, must be covered by the ExCBs documented quality system regarding responsibilities and authorities.

Should an ExCB believe that there is a possibility that security over this password may have been breached, the ExCB’s IECEX representative, or nominee, shall immediately inform the IECEX Secretary by E-mail or Fax. The IECEX Secretary will then arrange for termination of this password and the generation of a new one.

2.3 Creating a New IECEX CoC, Conformity Mark License or IECEX CoPC

The ExCB is responsible for ensuring that all requirements of the IECEX Rules, IECEX 02, IECEX 03, IECEX 04, IECEX 05 and the steps detailed in the IECEX Operational Documents have been successfully met.

While there is no set stage throughout the Certification process that an ExCB is to start to create a new IECEX CoC, License or IECEX CoPC, it should be remembered that the IECEX CoC System automatically advances the CoC, License number or CoPC by “1” as soon as a *Draft* or *Current* CoC, License or CoPC is saved. Therefore, when creating a new “*Draft CoC*”, “*Draft License*” or “*Draft CoPC*”, the ExCB should be reasonably confident that the project is at a mature stage and likely to be completed in a short space of time (preferably days or weeks, not months).

The normal approach is for an ExCB to create a new CoC, License or CoPC and to select “Draft” in the Status field and then select the “Save” icon at the top menu [displayed directly above the CoC, License or CoPC]. The Draft will then be saved on the “On-Line” System and can ONLY be viewed by the ExCB that created it and the System Administrator.

The Draft will not be saved on the ExCBs computer, unless of course the ExCB chooses to save the document using “File” “Save As” from their web browser.

When the ExCB is satisfied that all the steps, as detailed in the IECEx Operational Documents, have been successfully completed, the authorizing officer, as defined in the ExCB’s own quality management system, may re-enter the IECEx CoC System. Using their designated password the officer should then select “Draft Certificates” or “Draft Licenses”, selecting the Draft Certificate or Draft License to be issued. Once displayed, the ExCB selects the “Edit” icon [directly above the Draft CoC, License or CoPC]. This then opens the CoC, License or CoPC fields for any changes to be made. Once any final changes are completed and the ExCB’s authorizing officer approves the CoC, License or CoPC for issue, the ExCB’s authorizing Officer changes the “Status Field” from “Draft” to “Current” and then selects the “Save” icon [directly above the CoC, License or CoPC].

After being saved on the “On-Line” System as “Current” or “Issued” the CoC, License or CoPC is accessible for viewing or printing (refer Section 3).

3 IECEX GUEST USER TOOLS

3.1 The Public Search Tool - Introduction

This tool has been provided to assist IECEX Guest Users (that may include manufacturers, service facility providers, end users, regulators, insurers and the general public) to search, locate, view and print IECEX Certificates or supporting documents (ExTRs, QARs, FARs, PCARs etcetera) and can be accessed as explained in Section 1.2 of this Operational Document.

This screenshot image below shows the search menu page for the IECEX **Equipment** Scheme – similar screens for each IECEX Scheme can be selected using the tabs for each Scheme.



Once in a Scheme menu options for selecting document types are provided as a pull down menu option in the case of Equipment Scheme Certificates, ExTRs and QARs OR as a separate tab for other Schemes as shown below:

At the time of publication of this Edition 5.1 the IECEx On-Line Certificate System is best supported by, at least, the following web browsers:

- Internet Explorer versions 9, 10 and 11
- Firefox
- Google Chrome


If you encounter problems using Internet Explorer 9 we recommend that you either update this to IE 11 or remove the “ie.ch” Compatibility View Setting (under “Tools”) that may have been used in the past to solve problems of printing IECEx Certificates before the Print to PDF tool was available.

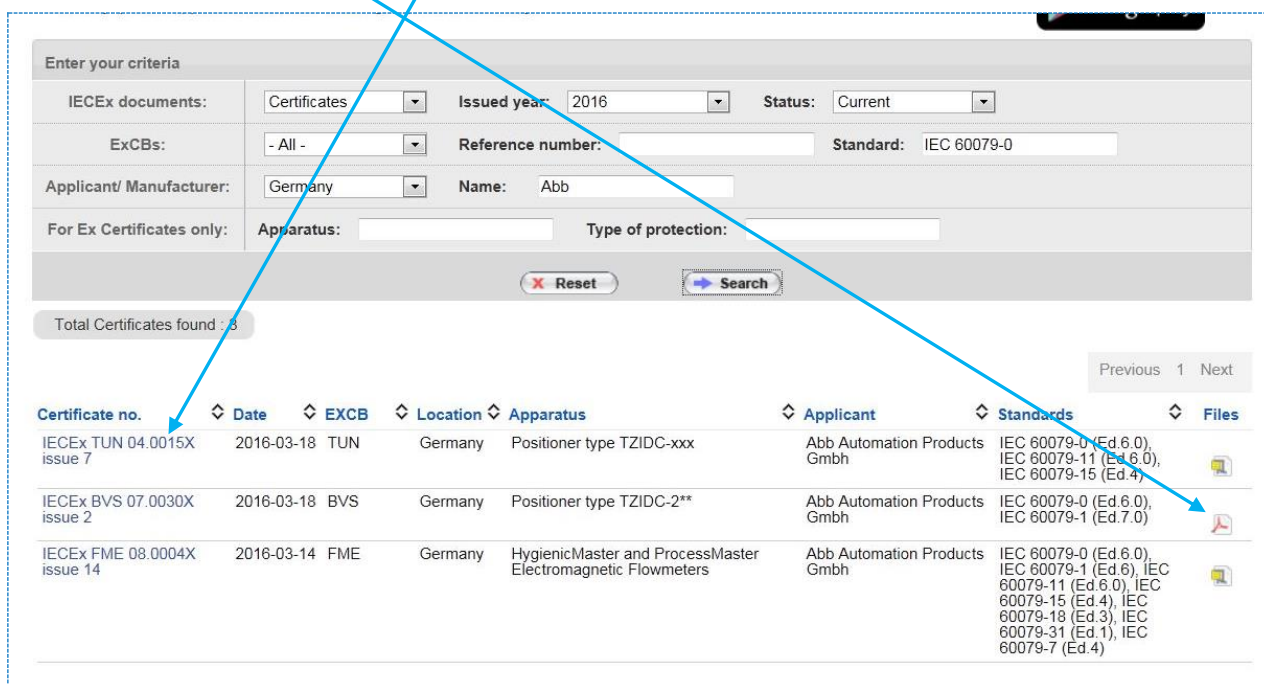
3.2 Searching and locating documents in the IECEx “On-Line” Certificate System

The search and locate function is supported by an advanced search menu in which users can specify one or more search criteria (as relevant to the elements of the particular Certificate or document type). For example, the screenshot above shows that a search for Equipment CoCs can be done using any one of or any combination of criteria that include Issued Year, Status, the issuing ExCB, the Applicant Manufacturer location or name, a particular Standard, apparatus type or Ex protection technique. In most cases, as indicated, “All” is the default criteria however the pull down menus in these fields can be used to refine the search.

The following screenshot image shows an example of the result of a search using the specific criteria (noting that additional OR less search criteria may have provided the same result). In the case of the following example search result, please note the features of:

1. Access to the Certificate via the hyperlink in the ‘Certificate no.’ column
2. The ability to sort, by display criteria, the results in the report using the \updownarrow icons
3. Access to a secured PDF version (for printing with correct pagination and formatting for a hard copy) of the Certificate (plus any associated Annex as a single PDF file)

using the  icon in the ‘Files’ column



Enter your criteria

IECEX documents: Certificates Issued year: 2016 Status: Current




ExCBs: - All - Reference number: Standard: IEC 60079-0

Applicant/ Manufacturer: Germany Name: Abb

For Ex Certificates only: Apparatus: Type of protection:

Reset Search

Total Certificates found : 3

Certificate no.	Date	EXCB	Location	Apparatus	Applicant	Standards	Files
IECEX TUN 04.0015X issue 7	2016-03-18	TUN	Germany	Positioner type TZIDC-xxx	Abb Automation Products Gmbh	IEC 60079-0 (Ed.6.0), IEC 60079-11 (Ed.6.0), IEC 60079-15 (Ed.4)	
IECEX BVS 07.0030X issue 2	2016-03-18	BVS	Germany	Positioner type TZIDC-2**	Abb Automation Products Gmbh	IEC 60079-0 (Ed.6.0), IEC 60079-1 (Ed.7.0)	
IECEX FME 08.0004X issue 14	2016-03-14	FME	Germany	HygienicMaster and ProcessMaster Electromagnetic Flowmeters	Abb Automation Products Gmbh	IEC 60079-0 (Ed.6.0), IEC 60079-11 (Ed.6.0), IEC 60079-15 (Ed.4), IEC 60079-18 (Ed.3), IEC 60079-31 (Ed.1), IEC 60079-7 (Ed.4)	

Selection of a particular document from the “Certificate no.” column list by clicking the hyperlink shown as the document # will provide a view of the Certificate and any associated Annexes or other Attachments as shown in the following screenshot (partial only) image:

IECEx Certificate of Conformity

INTERNATIONAL ELECTROTECHNICAL COMMISSION
IEC Certification Scheme for Explosive Atmospheres

Certificate No.: **IECEx TUN 04.0015X** issue No.: **7**

Status: **Current**

Date of Issue: **2016-03-18** Page 1 of 5

Applicant: **ABB Automation Products GmbH**
 Schillerstraße 72
 32425 Minden
 Germany

Equipment: **Positioner type TZIDC-xxx**
 Optional accessory:

Certificate history:
 Issue No. 7 (2016-3-18)
 Issue No. 6 (2014-5-7)
 Issue No. 5 (2012-6-29)
 Issue No. 4 (2008-12-1)
 Issue No. 3 (2008-9-2)
 Issue No. 2 (2008-7-16)
 Issue No. 1 (2007-10-24)
 Issue No. 0 (2004-7-29)

If as a IECEx Guest User you already know the IECEx Certificate or supporting document number this can be typed into the “**Certificate/ExTR/QAR number:**” in the case of Equipment Certificates or “Certificate no.” field for other types of IECEx Certificates and after selecting “**Search**” the Certificate or document will appear in a list below the search field menu:

IEC **IECEx** **INTERNATIONAL ELECTROTECHNICAL COMMISSION SYSTEM**
FOR CERTIFICATION TO STANDARDS RELATING TO EQUIPMENT
FOR USE IN EXPLOSIVE ATMOSPHERES

For ExCBs only [Log in](#)

CERTIFIED EQUIPMENT **CONFORMITY MARK LICENSES** **CERTIFIED SERVICE FACILITIES** **CERTIFIED PERSONS** **TOOLS**

Information
 IEC System for Certification to Standards relating to Equipment for use in Explosive Atmospheres (IECEx System)
 IECEx Certificates of Conformity Scheme enables:
 IECEx Certification Bodies to issue new IECEx Certificates On-line.
 Full Public access to consult, view and print issued IECEx Certificates.
[Click here for a link to the INSTRUCTIONS FOR USE.](#)
[Click here for a link to the original IECEx Certificate System menu.](#)
 This facility will be maintained for a short time to allow users to transition to using this new Search Tool page.
 For any questions, please contact Mr. Chris Agius, IECEx Secretary.

Available on the App Store
ANDROID APP ON Google play

Enter your criteria

IECEx documents: **Certificates** Issued year: **- All -** Status: **- All -**


ExCBs: **- All -** **Certificate/ExTR/QAR number:** **Standard:**


Applicant/ Manufacturer: **- All -** **Name:**

For Ex Certificates only: **Equipment:** **Type of protection:**

Reset **Search**

3.3 Printing of Search Results

The Certificate(s) or document(s) reported from the search process can be printed directly from the certificate image by selecting the  icon at the top of the preview screen (refer screenshot image below) HOWEVER please note that the pagination and appearance of copies printed in this way may not be suitable for use as uncontrolled hard copy documents eg. for compliance dossiers etc. Versions of the Certificate or document and any Annexes or attachments that have been custom formatted for printing purposes are available in the “Files” column (refer Section 3.2 above for details).

The certificate view can be closed to return to the search menu by selecting the  icon at the top of the preview screen (refer screenshot image below).



3.4 Exporting IECEx “On-Line” Certificate System Content

The Public Search Tool also provides the facility to export the content of IECEx “On-Line” Certificate System Content for analysis or other purposes to an Excel spreadsheet. This feature is available via the Tools tab as shown in the following screenshot image:



Users can specific criteria or filter the export report by using the options presented for each Scheme – an example of these options for the IECEX Certified Persons Scheme is shown in the following screenshot:

The screenshot shows the IECEX Public files interface. At the top, there is a header with the IEC and IECEX logos and the text "INTERNATIONAL ELECTROTECHNICAL COMMISSION SYSTEM FOR CERTIFICATION TO STANDARDS RELATING TO EQUIPMENT FOR USE IN EXPLOSIVE ATMOSPHERES". Below the header is a navigation bar with tabs: CERTIFIED EQUIPMENT, CONFORMITY MARK LICENSES, CERTIFIED SERVICE FACILITIES, CERTIFIED PERSONS, and TOOLS. The main content area has a section titled "Information" with instructions: "Please select a year for which you wish to export data. You can select all ExCBs. However due to the number of Certificates this will create a very large file. The search can be refined to a specific ExCB and a particular year. Once the download is completed the information will be available for viewing and/or saving in Excel format." Below this is the "IECEX Public files" section. It contains a dropdown menu for "IECEX Schemes" with "Certified Persons" selected. There are also dropdown menus for "ExCB" (set to "- All ExCBs -") and "Year" (set to "- All Years -"). A blue "Submit" button is located to the right of the "Year" dropdown.

After submitting “Submit” for a set of criteria the generated report can be accessed and saves as an Excel file using the ‘**Download**’ option as shown in the screenshot image below:

This screenshot shows the same IECEX Public files interface after a search. The "IECEX Schemes" dropdown remains "Certified Persons". The "ExCB" dropdown is now set to "SIR" and the "Year" dropdown is set to "2016". The blue "Submit" button is still present. Below the search criteria, the text "Export for SIR in 2016 with 76 certificates." is displayed. A blue "Download" link is highlighted with an orange circle, indicating the option to download the report as an Excel file.

NOTE: The downloaded file includes ‘permanent hyperlinks’ to the URL of the On-line Certificate in the “Certificate Web Link” column and these can be used in external documents, manufacturers’ websites etc.